

NJSLA PRESENTATION 2023



NJSLA PERFORMANCE LEVELS

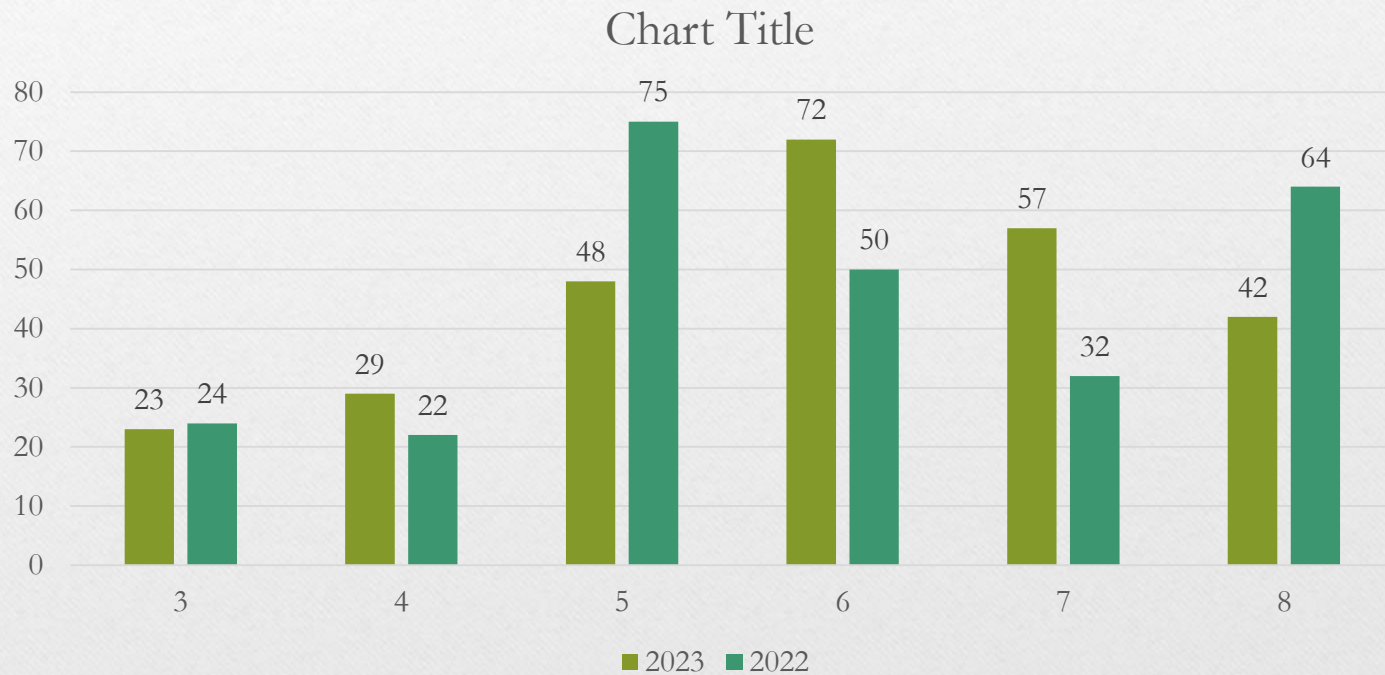
- Level 1: Not Yet meeting grade-level expectations (650-699)
- Level 2: Partially meeting grade-level expectations (700-724)
- Level 3: Approaching grade-level expectations (725-749)
- **Level 4: Meeting grade-level expectations (750-809)**
- **Level 5: Exceeding grade-level expectations (810-850)**

Estell Manor School District

Language Arts

GRADE	VALID TESTS	% PROFICIENT 2023	% PROFICIENT 2022
3	22	23%	24%
4	21	29%	22%
5	25	48%	75%
6	18	72%	50%
7	21	57%	32%
8	19	42%	64%

Estell Manor School District Language Arts

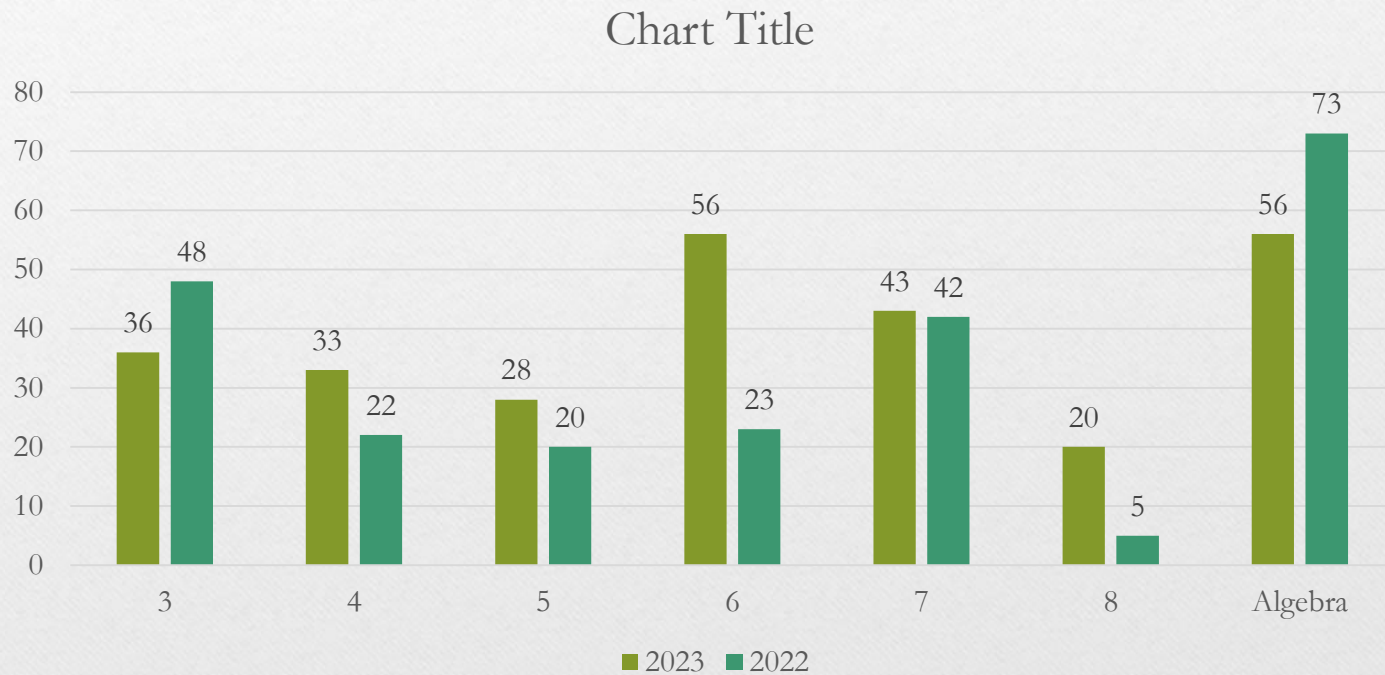


Estell Manor School District

Mathematics

GRADE	VALID TESTS	% PROFICIENT 2023	% PROFICIENT 2022
3	22	36%	48%
4	21	33%	22%
5	25	28%	20%
6	18	56%	23%
7	21	43%	42%
8	10	20%	5%
Algebra	9	56%	73%

Estell Manor School District Mathematics

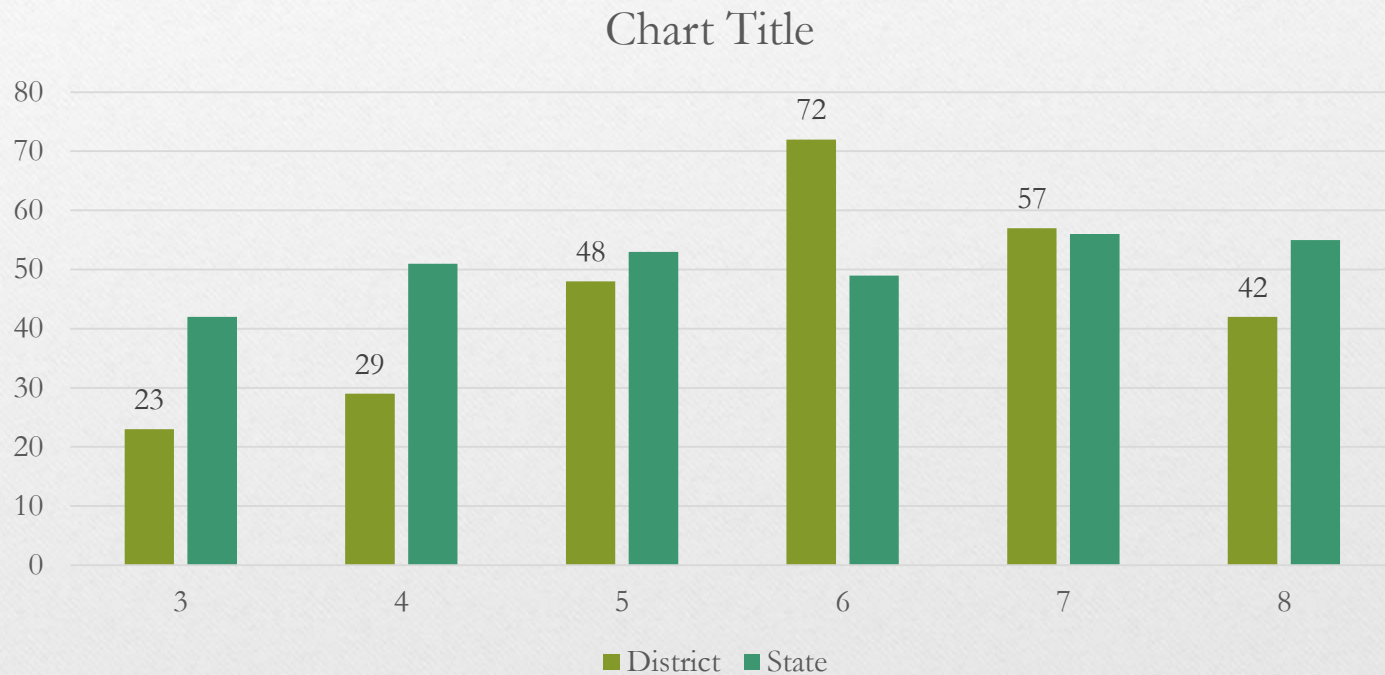


Estell Manor School District

Language Arts

GRADE	VALID TESTS	DISTRICT AVERAGE	STATE AVERAGE
3	22	23%	42%
4	21	29%	51%
5	25	48%	53%
6	18	72%	49%
7	21	57%	56%
8	19	42%	55%

Estell Manor School District Language Arts

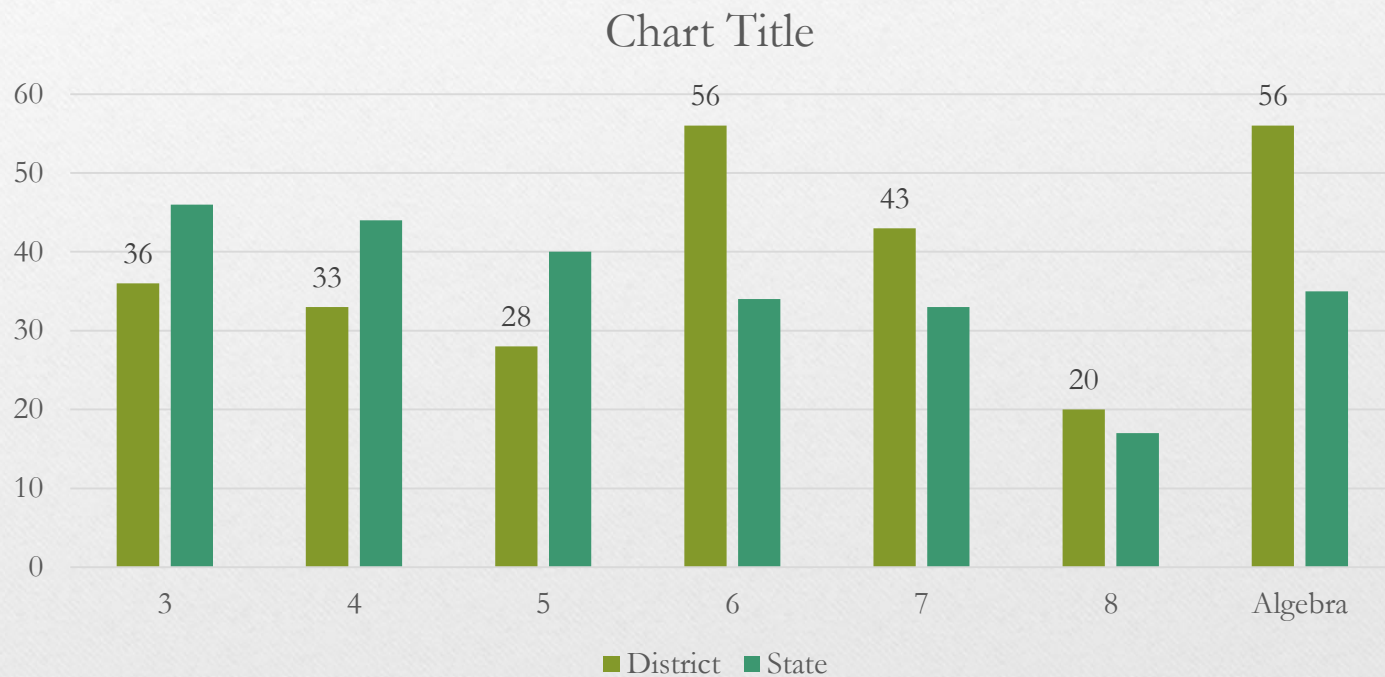


Estell Manor School District

Mathematics

GRADE	VALID TESTS	DISTRICT AVERAGE	STATE AVERAGE
3	22	36%	46%
4	21	33%	44%
5	25	28%	40%
6	18	56%	34%
7	21	43%	33%
8	10	20%	17%
Algebra	9	56%	35%

Estell Manor School District Mathematics

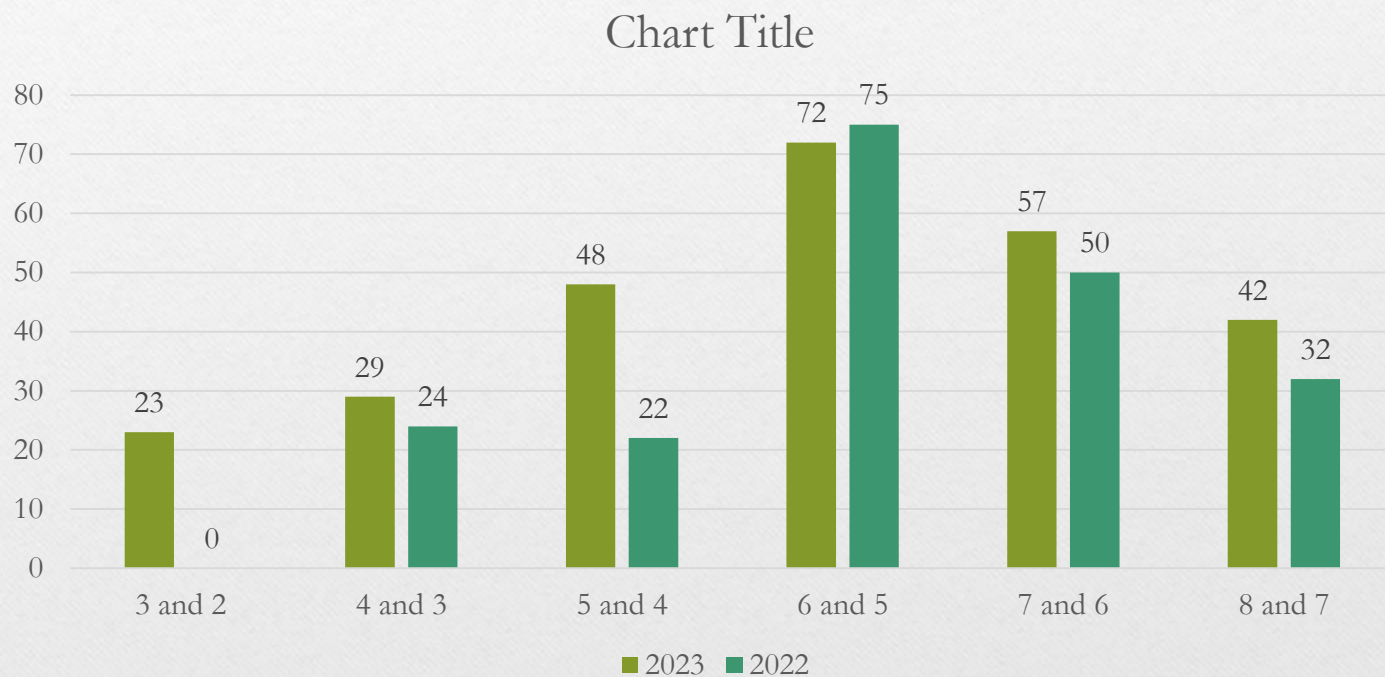


Estell Manor School District

Language Arts-Cohorts

GRADE	2023	GRADE	2022
3	23%	2	N/A
4	29%	3	24%
5	48%	4	22%
6	72%	5	75%
7	57%	6	50%
8	42%	7	32%

Estell Manor School District Language Arts-Cohorts

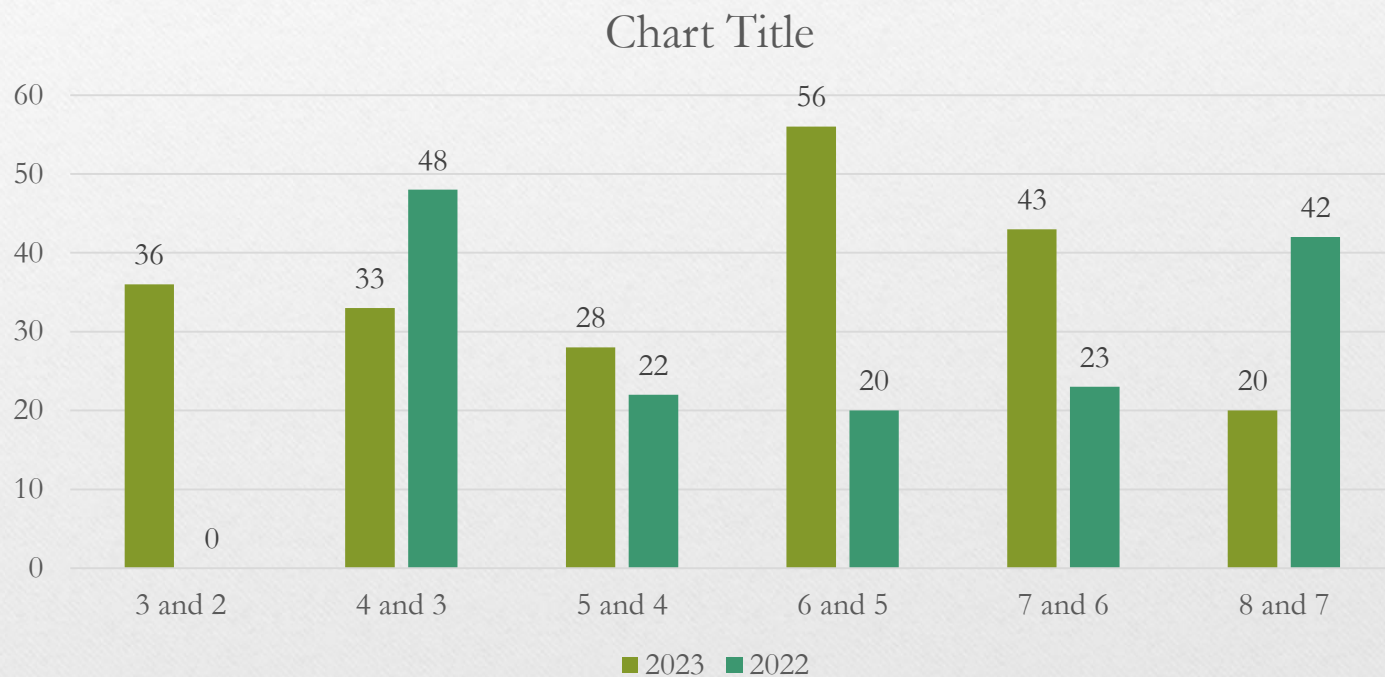


Estell Manor School District

Mathematics-Cohorts

GRADE	2023	GRADE	2022
3	36%	2	N/A
4	33%	3	48%
5	28%	4	22%
6	56%	5	20%
7	43%	6	23%
8	20%	7	42%
Algebra	56%	Algebra	N/A

Estell Manor School District Mathematics-Cohorts



COMPARISON

- 2023

- OUT OF 13 CATEGORIES (6 ELA AND 7 MATH)
- 6 BEAT OR TIED THE STATE AVERAGE

- 2022

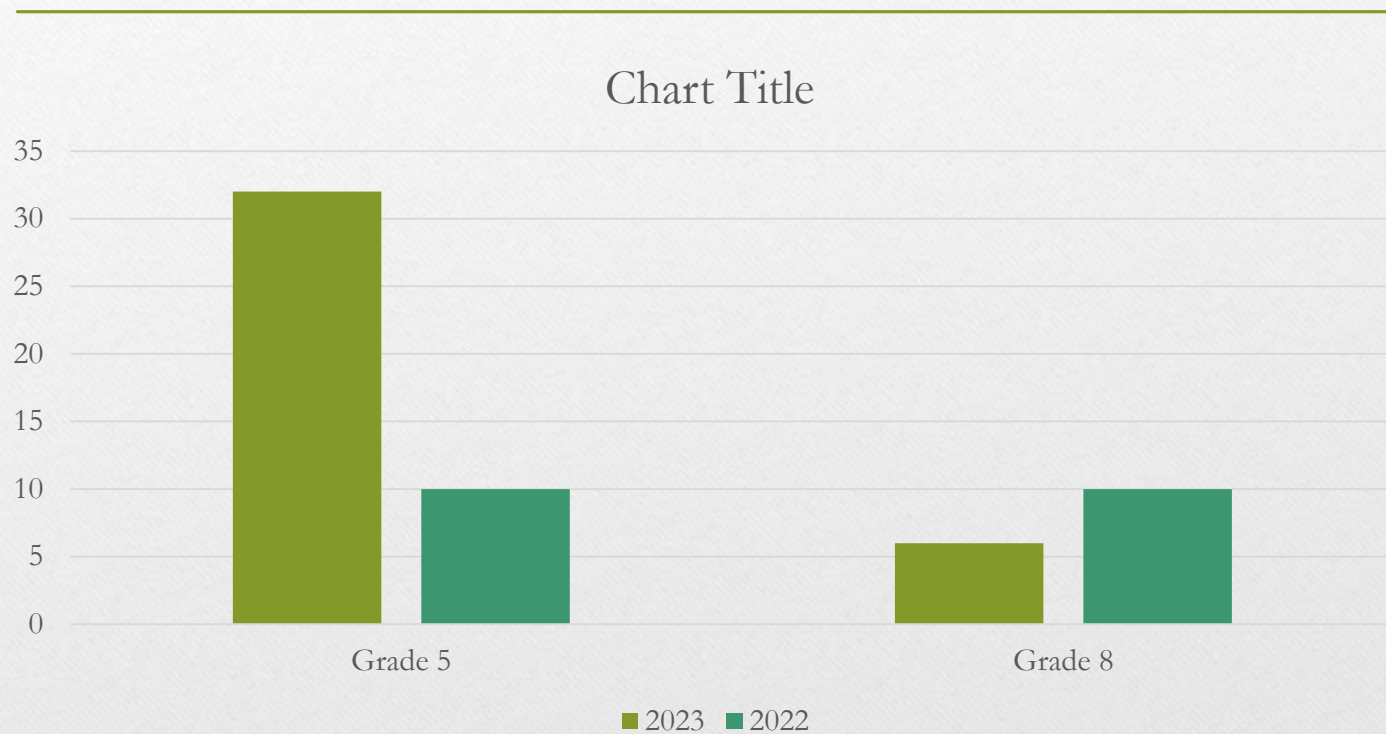
- OUT OF 13 CATEGORIES (6 ELA AND 7 MATH)
- 6 BEAT OR TIED THE STATE AVERAGE

Estell Manor School District

Science

GRADE	VALID TESTS	% PROFICIENT 2023	% PROFICIENT 2022
5	25	32%	10%
8	19	6%	10%

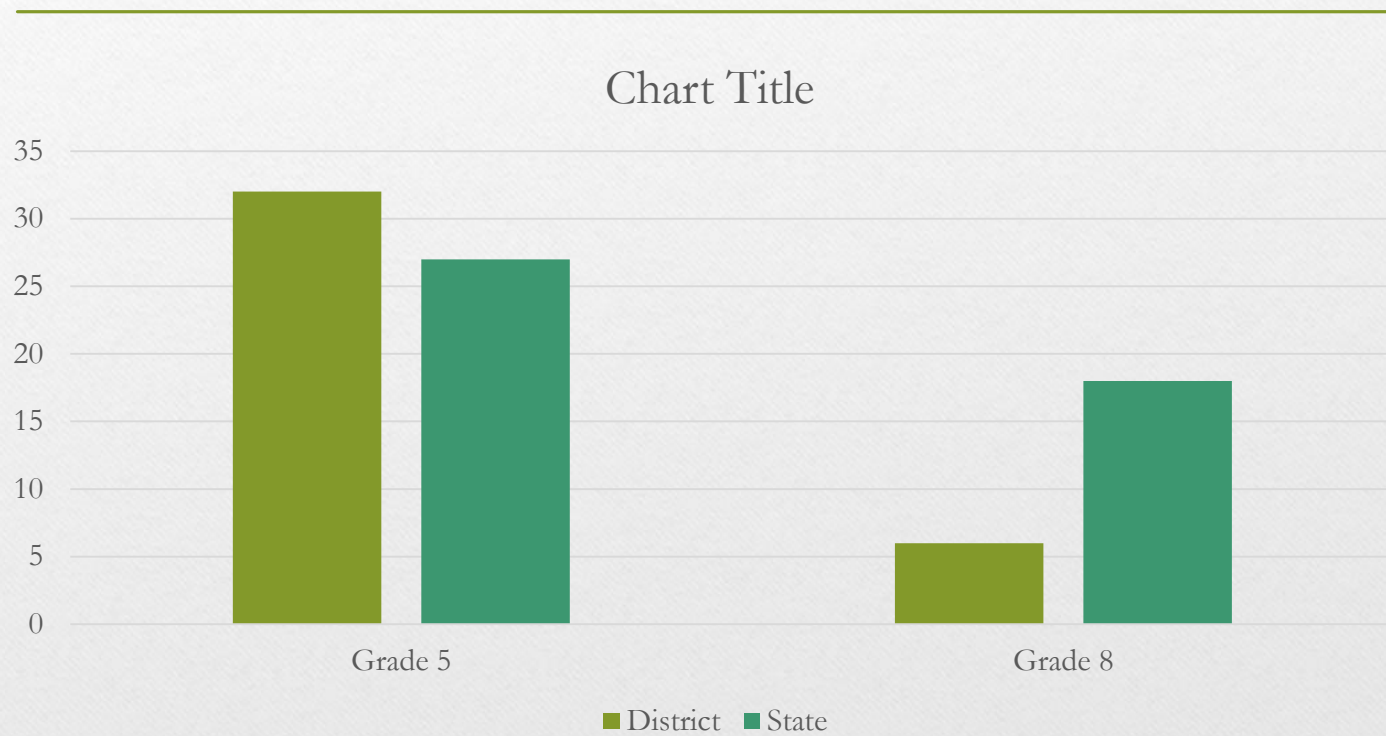
Estell Manor School District Science



Estell Manor School District Science

GRADE	VALID TESTS	DISTRICT AVERAGE	STATE AVERAGE
5	25	32%	27%
8	19	6%	18%

Estell Manor School District Science



NJSLA SCORES

- INDIVIDUAL STUDENT ASSESSMENT
REPORTS WERE SENT HOME IN OCTOBER

CROSS COUNTRY



MATH SCAVENGER HUNT



MATH SCAVENGER HUNT



FIRE PREVENTION WEEK



FIRE PREVENTION WEEK



FIRE PREVENTION WEEK



TEAM BUILDING ACTIVITIES



TEAM BUILDING ACTIVITIES



TEAM BUILDING ACTIVITIES




STUDENTS OF THE MONTH



WEEK OF RESPECT



RUNNING FOR STUDENT COUNCIL OFFICE



STUDENT COUNCIL SPEECHES



READERS THEATRE



8TH GRADE

